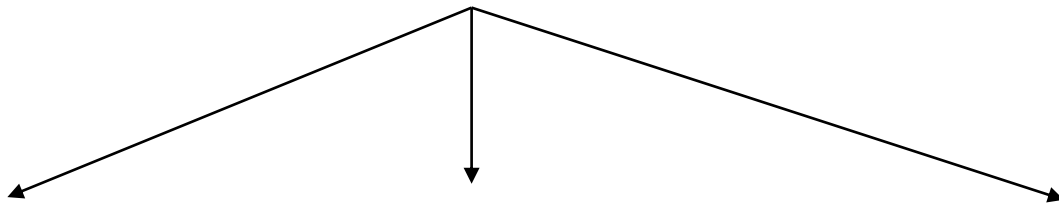


Gastric DLBCL



staging



stage I (non bulky)

stage II, IV (non bulky)

Bulky disease



RCHOP 3 cycles

RCHOP 6 cycles

RCHOP 6 cycles

PET/CT, gastroscopy

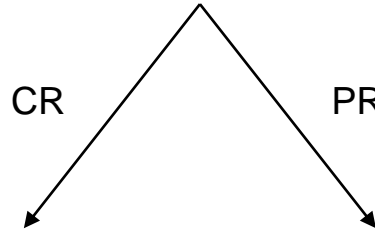
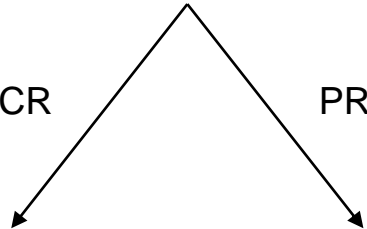
PET/CT, gastroscopy

CR

PR

CR

PR



30.6 Gy RT

39.6 or 40 Gy

30.6 Gy RT

39.6 or 40 Gy