

Electronic Supplementary Materials

Title: Personalized tuberculosis treatment through model-informed dosing of rifampicin

Journal: Clinical Pharmacokinetics

Authors: Stijn W. van Beek¹, Rob ter Heine¹, Ron J. Keizer², Cecile Magis-Escorra³, Rob E. Aarnoutse¹, Elin M. Svensson^{1,4}

Affiliations:

¹Department of Pharmacy, Radboud Institute for Health Sciences, Radboud University Medical Center, Nijmegen, the Netherlands

²InsightRX, San Francisco, CA, USA

³Department of Respiratory Diseases, Radboud University Medical Center-Dekkerswald, Groesbeek, the Netherlands

⁴Department of Pharmaceutical Biosciences, Uppsala University, Uppsala, Sweden

Correspondence: Elin.Svensson@radboudumc.nl, tel: +31 (0)24 309 25 95

Captions

ESM 1 Pubmed Search Strategy

ESM 2 Goodness-of-fit plots for the models by Svensson *et al.* and Chirehwa *et al.* on the TDM and study data

ESM 3 Visual predictive checks of the population pharmacokinetic models of rifampicin on **a)** the TDM data and **b)** the study data. The red lines represent the mean of the observed concentrations and the blue lines the 5th or 95th quartiles. The red and blue bands represent the 95% confidence interval of the mean and 5th or 95th quartiles respectively of the simulated concentrations

ESM 4 Percentage difference in MAP estimates between InsightRX and NONMEM. Percentage difference was calculated with NONMEM as reference using: $((\theta_{\text{IRX}} - \theta_{\text{NM}}) / \theta_{\text{NM}}) * 100\%$

ESM 5 Difference in individual concentration predictions between InsightRX and NONMEM

ESM 1

("Pharmacokinetics"[Mesh] OR "Pharmacokinetics"[tiab] OR "Drug Kinetics" [tiab] OR "Kinetics, Drug" [tiab] OR "Population-pharmacokinetics" [tiab] OR "Population-pharmacokinetic" [tiab] OR "Population pharmacokinetics" [tiab] OR "Population pharmacokinetic" [tiab])

AND

("Models, Statistical"[Mesh] OR "Statistical Model" [tiab] OR "Probabilistic Models" [tiab] OR "Model, Probabilistic" [tiab] OR "Models, Probabilistic" [tiab] OR "Probabilistic Model" [tiab] OR "Model, Statistical" [tiab] OR "Statistical Models" [tiab] OR "Models, Polynomial" [tiab] OR "Model, Polynomial" [tiab] OR "Polynomial Model" [tiab] OR "Polynomial Models" [tiab] OR "Two-Parameter Models" [tiab] OR "Model, Two-Parameter" [tiab] OR "Models, Two-Parameter" [tiab] OR "Two Parameter Models" [tiab] OR "Two-Parameter Model" [tiab] OR "Models, Binomial" [tiab] OR "Binomial Model" [tiab] OR "Binomial Models" [tiab] OR "Model, Binomial" [tiab] OR "Model" [tiab])

OR

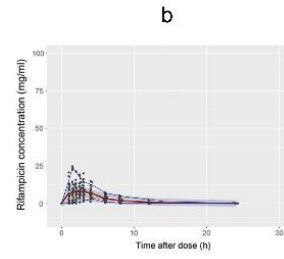
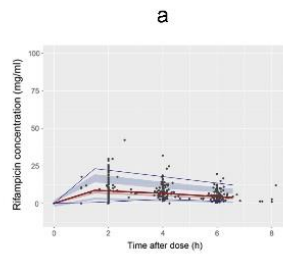
("Computer Simulation"[Mesh] OR "Computer Simulations" [tiab] OR "Simulation, Computer" [tiab] OR "Simulations, Computer" [tiab] OR "Computerized Models" [tiab] OR "Computerized Model" [tiab] OR "Model, Computerized" [tiab] OR "Models, Computerized" [tiab] OR "Models, Computer" [tiab] OR "Computer Models" [tiab] OR "Computer Model" [tiab] OR "Model, Computer" [tiab] OR "In Silico" [tiab] OR "In Silicos" [tiab] OR "Silico, In" [tiab] OR "Silicos, In" [tiab])

AND

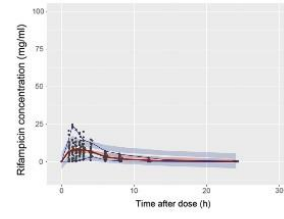
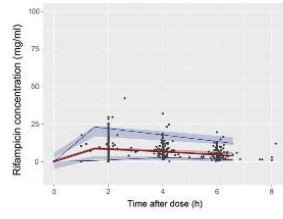
("Rifampin"[Mesh] OR "Benemycin" [tiab] OR "Rifampicin" [tiab] OR "Rimactan" [tiab] OR "Tubocin" [tiab] OR "Rifadin" [tiab] OR "Rimactane" [tiab])

ESM 2

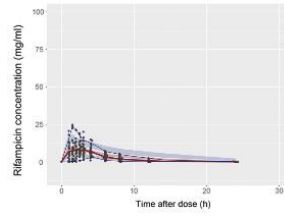
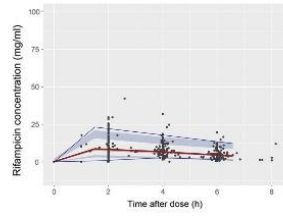
Smythe



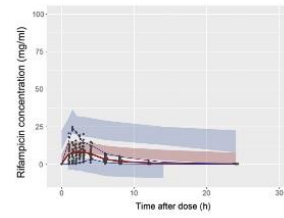
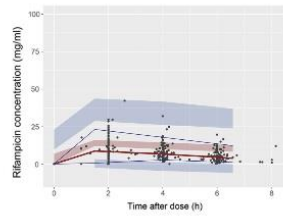
Savic



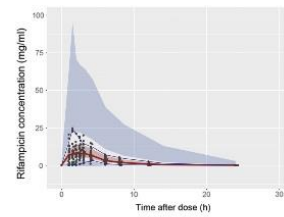
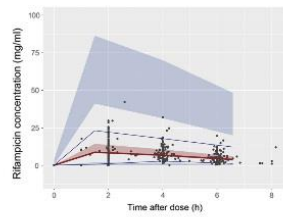
Segovia



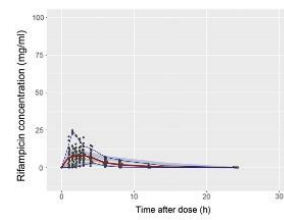
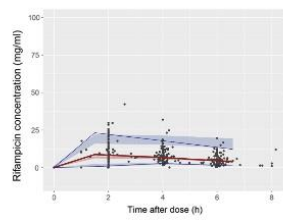
Jing



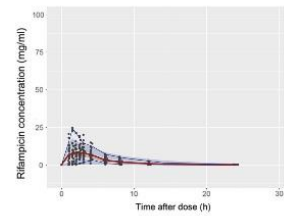
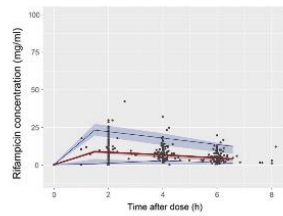
Seng



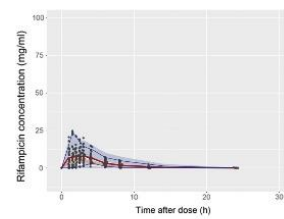
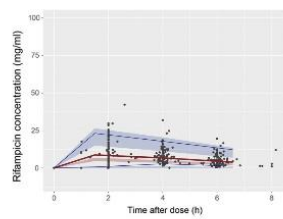
Chirehwa



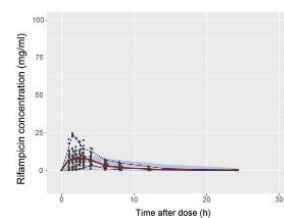
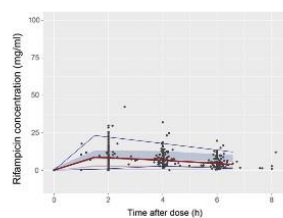
Svensson



Wilkins



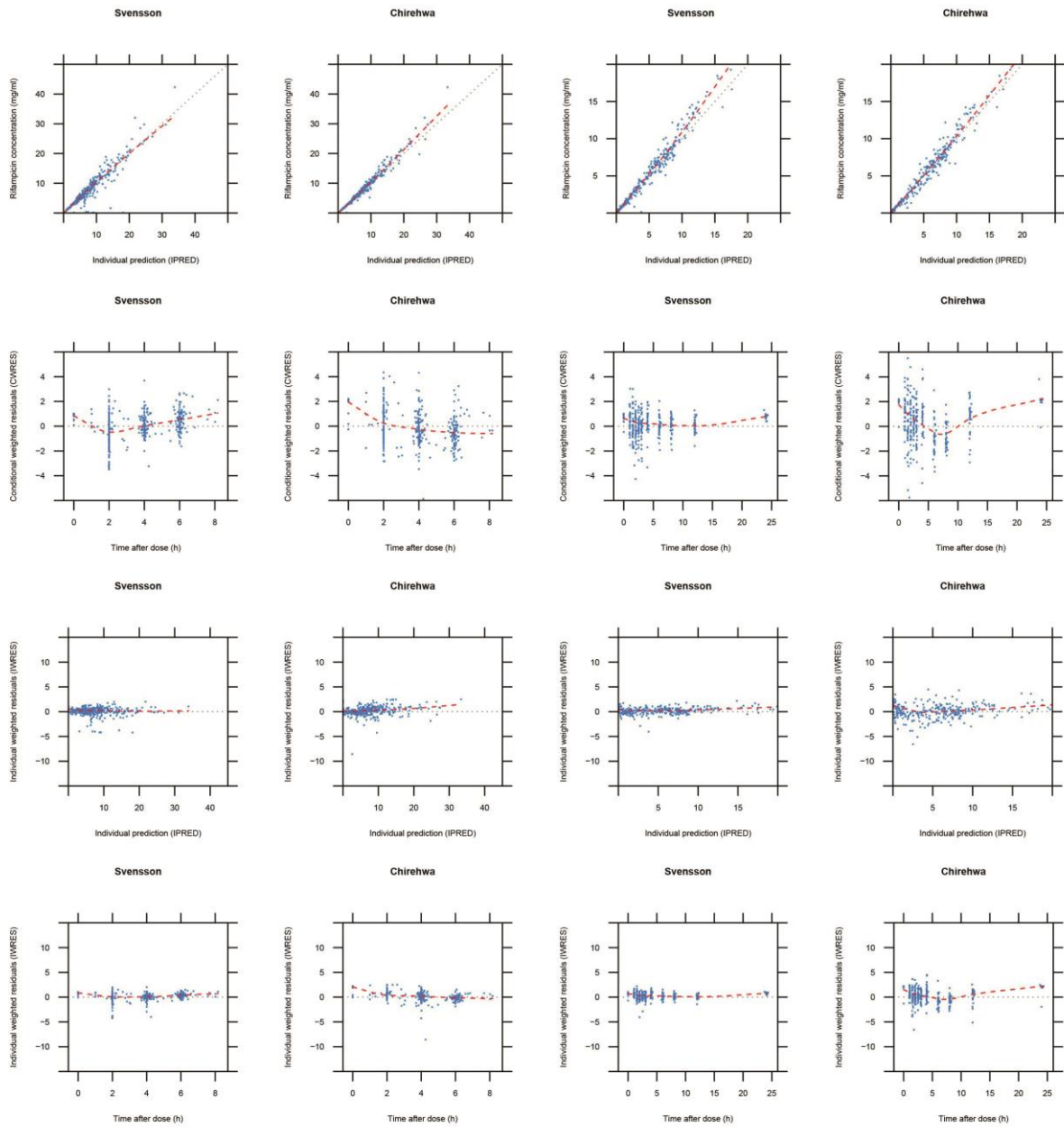
Schipani



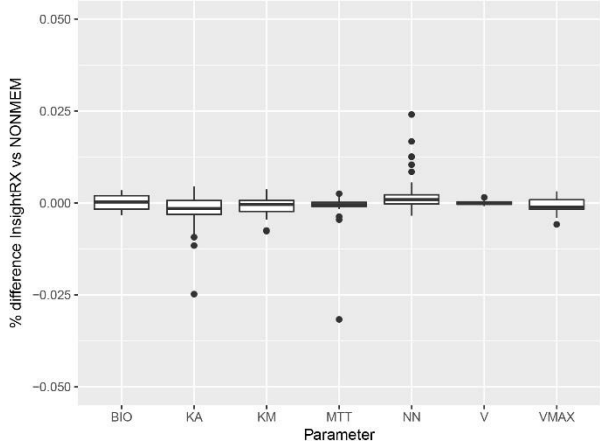
ESM 3

TDM data

Study data



ESM 4



ESM 5

