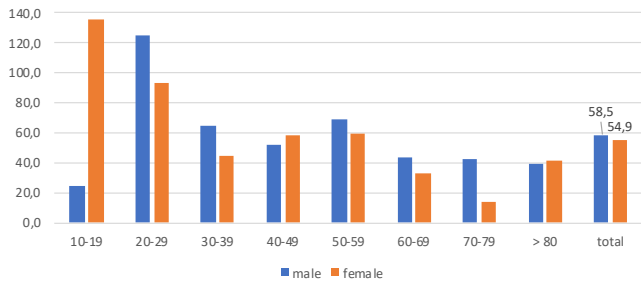
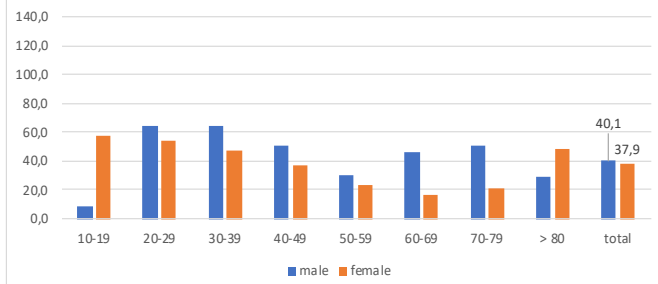


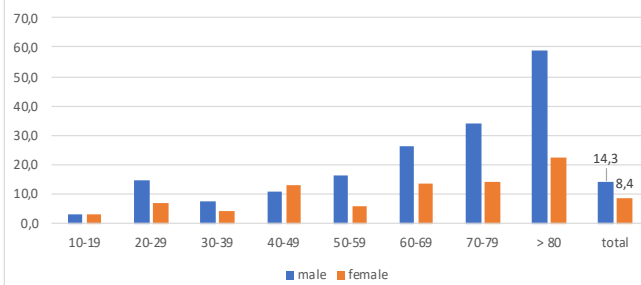
Suicide attempts per 100,000 inhabitants by gender and age group - March-December 2019



Suicide attempts per 100,000 inhabitants by gender and age group - March-December 2020



Completed Suicides per 100,000 inhabitants by gender and age group - March-December 2019



Completed suicides per 100,000 inhabitants by gender and age group - March-December 2020

