

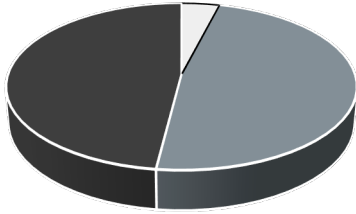
Supplementary File

Radiotherapy group

Control group

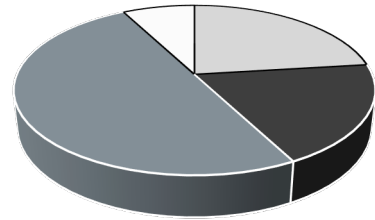
A

N=25



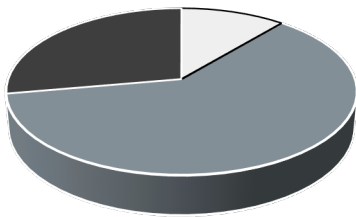
Biopsy
P=0.037

N=26




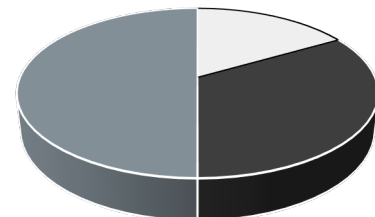
B

N=18



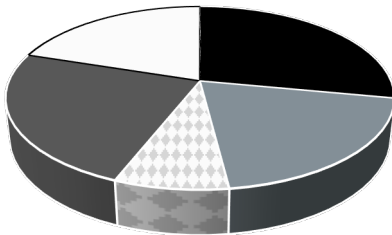
Resection
P=0.757

N=24




C

N=25



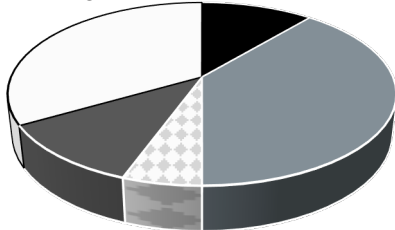
Biopsy
P=0.613

N=26



D

N=18



Resection
P=0.059

N=24

