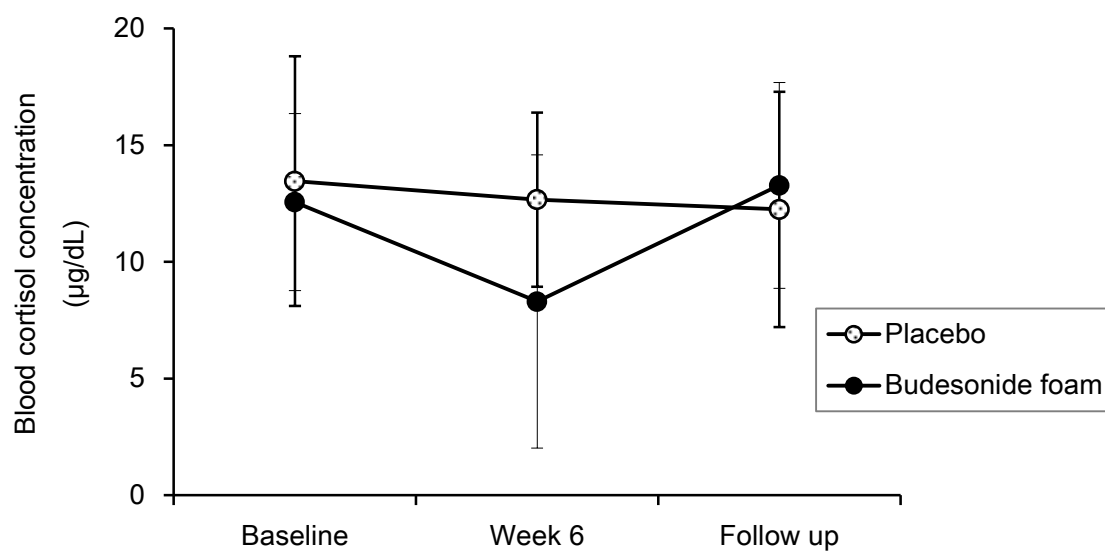


Supplementary materials

(a)



(b)

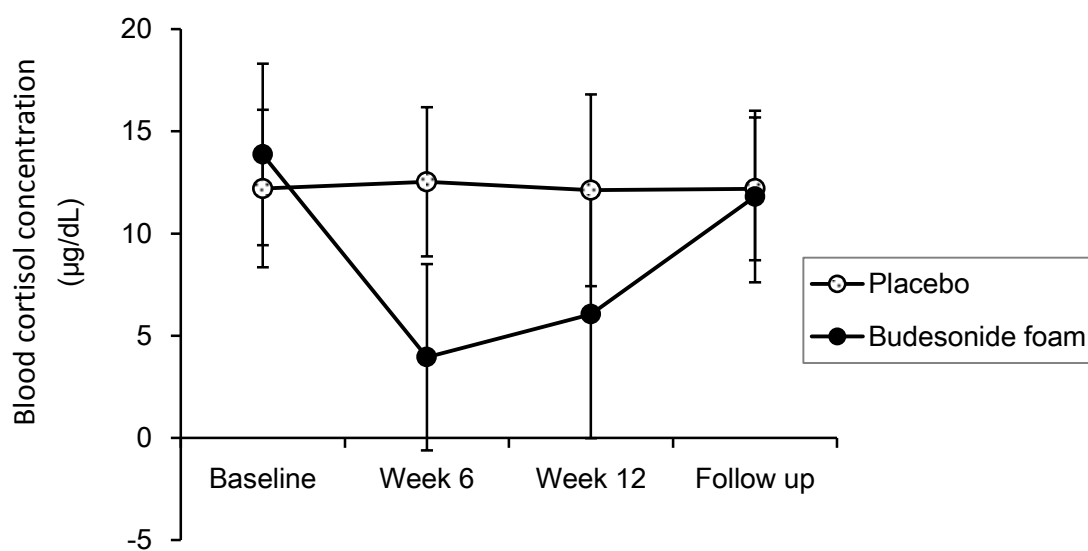


Figure S1. Mean morning plasma cortisol concentrations

(a) 6-week treatment, (b) 12-week treatment.

Data presented are mean and standard deviation.

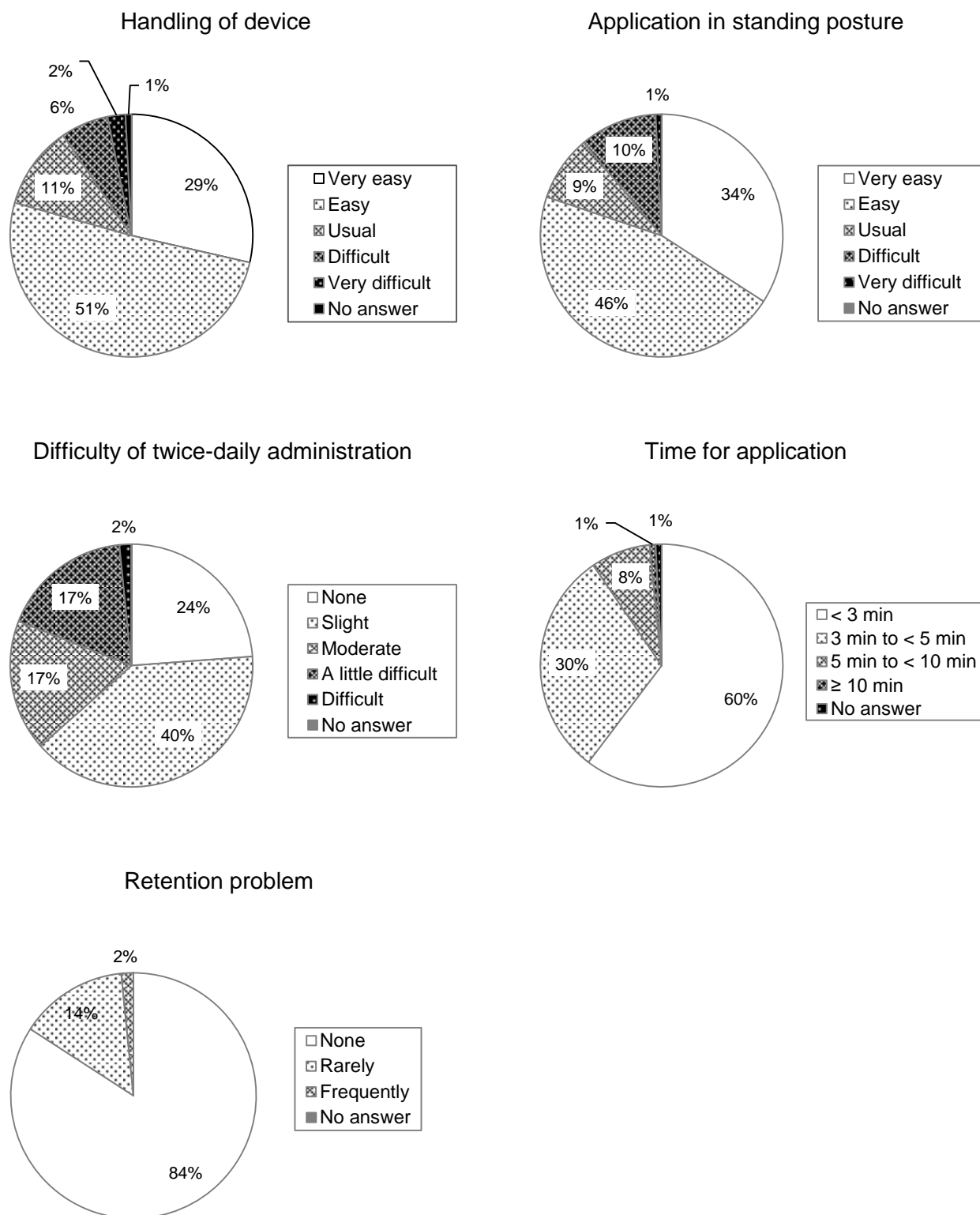


Figure S2. Patients' acceptance

All 126 patients were asked to complete questionnaires on general problems regarding the treatment at week 6 or at withdrawal visit.

Table S1. Other efficacy endpoints

	Placebo (N = 62)	Budesonide foam (N = 64)	Odds ratio	P value ^a
Endoscopic subscore ≤ 1 , n (%)	22 (35.5)	48 (75.0)	5.716	< 0.0001
MMDAI ^b ≤ 1 , n (%)	3 (4.8)	22 (34.4)	12.406	0.0002
Rectal bleeding subscore of 0, n (%)				
Week 2	15 (23.7)	34 (53.1)	3.801	0.0015
Week 4	19 (32.2)	40 (65.6)	4.510	0.0003
Week 6	24 (42.9)	41 (68.3)	3.090	0.0053

^aStatistical analyses were performed at the level of significance of 0.05 (two-sided).

^bMMDAI, Modified Mayo Disease Activity Index;