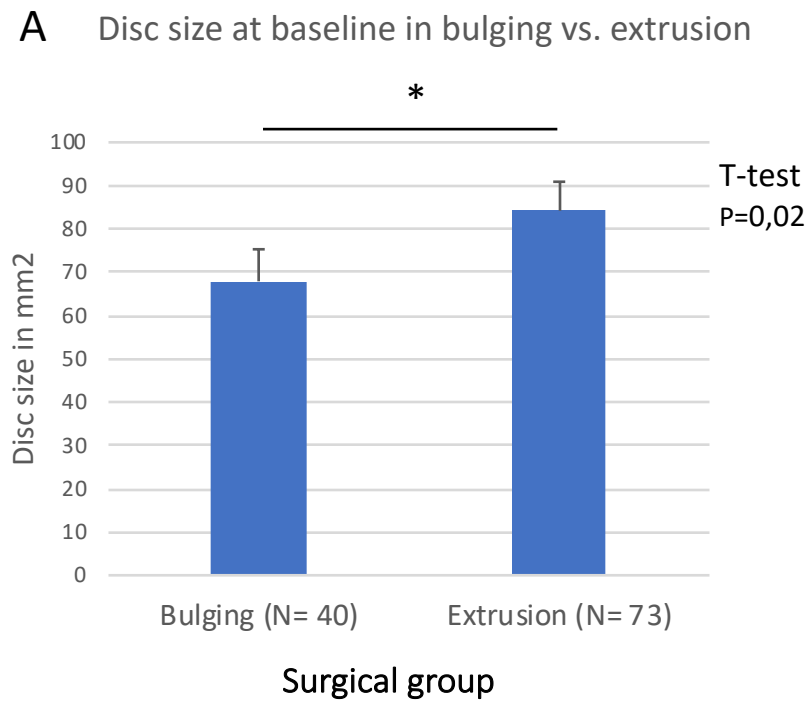
A
Disc size at baseline in bulging vs. extrusion
*
T-test
P=0,02
Disc size in mm2
100
90
80
70
60
50
40
30
20
10
0
Bulging (N= 40)
Extrusion (N= 73)
Surgical group

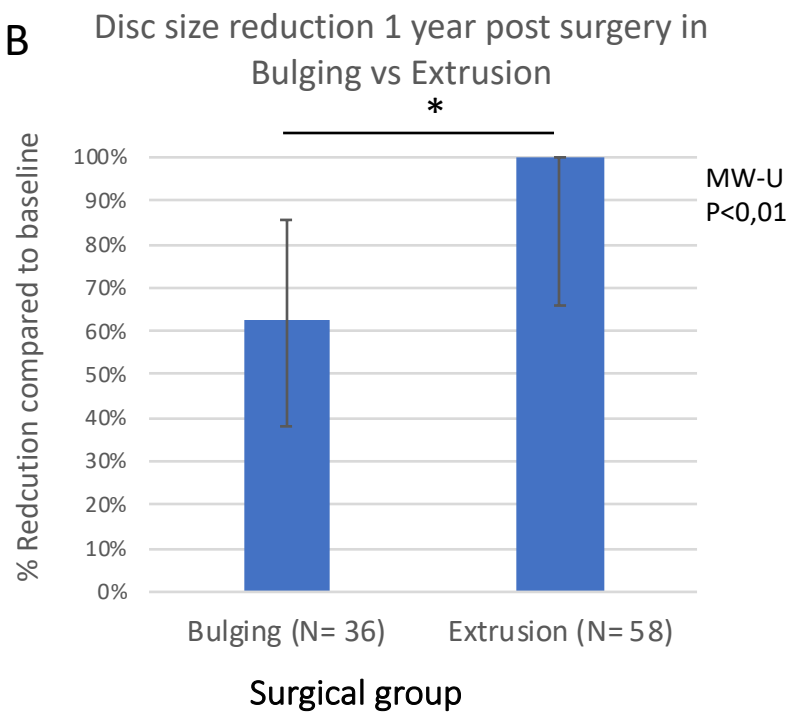
B
Disc size reduction 1 year post surgery in Bulging vs Extrusion
*
MW-U
P<0,01
% Redcution compared to baseline
100%
90%
80%
70%
60%
50%
40%
30%
20%
10%
0%
Bulging (N= 36)
Extrusion (N= 58)
Surgical group

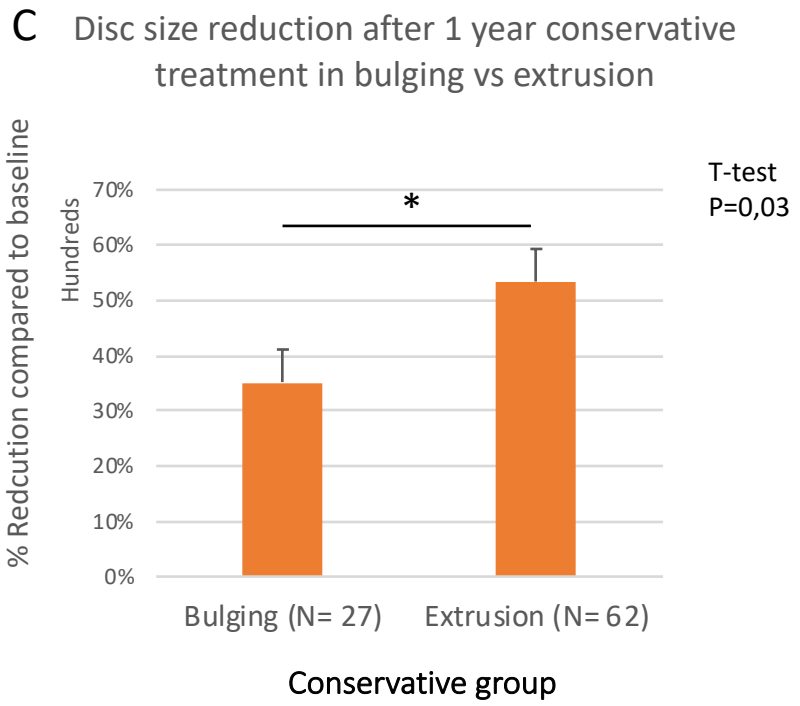
C
Disc size reduction after 1 year conservative treatment in bulging vs extrusion
*
T-test
P=0,03
% Redcution compared to baseline
Hundreds
70%
60%
50%
40%
30%
20%
10%
0%
Bulging (N= 27)
Extrusion (N= 62)
Conservative group